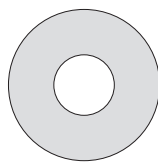
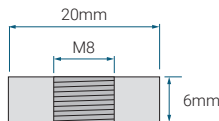


PG-2V400 FR 2V 424.0 AH @ 20-hr. 2V 400.0 AH @ 10-hr.

Rechargeable Sealed Lead Acid Battery
PG 2V – High Capacity Long Life Series

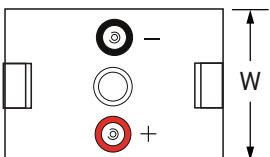
TERMINALS: (mm)

M8: Threaded insert with 8mm stud fastener



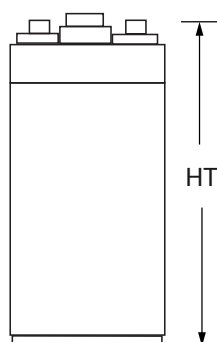
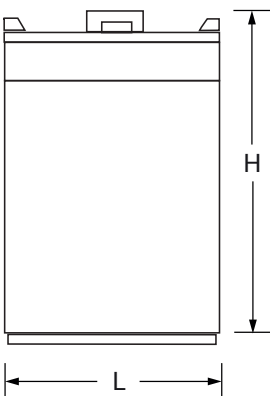
Torque: 11.0~14.7 Nxm

DIMENSIONS: inch (mm)



L: 8.27 (210) **W:** 6.89 (175)
H: 13.77 (350) **HT:** 13.34 (339)

Tolerances are +/- 0.04 in. (+/- 1mm) and +/- 0.08 in. (+/- 2mm) for height dimensions. All data subject to change without notice.



GLOBAL HEADQUARTERS (USA AND INTERNATIONAL EXCLUDING EMEA)

Power-Sonic Corporation
365 Cabela Dr Suite 300,
Reno, Nevada 89439
USA
T: +1 775 824 6500
E: customer-service@power-sonic.com

POWER-SONIC EMEA (EMEA – EUROPE, MIDDLE EAST AND AFRICA)

Smitspol 4, 3861 RS Nijkerk,
The Netherlands
T NL: + 31 33 7410 700
T UK: + 44 1268 560 686
T FR: + 33 344 32 18 17
E: salesEMEA@power-sonic.com

FEATURES

- Absorbent Glass Mat (AGM) technology for superior performance
- Wide capacity range ideal for large capacity off-grid systems
- Superb high-rate discharge characteristics ensures reliable performance in UPS and telecom applications
- Proven valve regulated technology that guarantees safe operation without maintenance
- Rugged impact resistant Flame Retardant ABS case rated to UL94:V-0
- Thick plate design and efficient gas recombination yield a design life of up to 16 years
- Excellent recovery from over discharge situations

APPROVALS

- Approved for transport by air. D.O.T., I.A.T.A., F.A.A. and C.A.B. certified
- U.L recognized
- ISO9001:2015 – Quality management systems

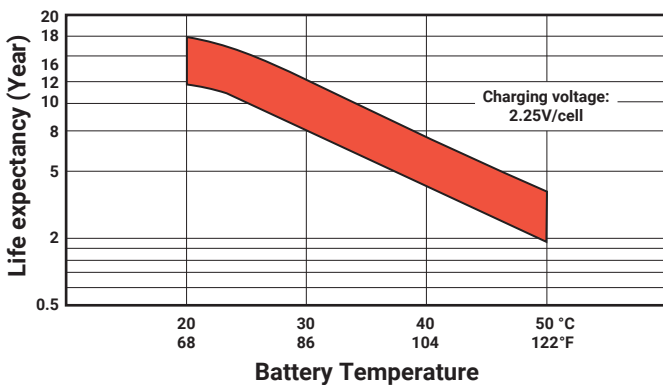
PERFORMANCE SPECIFICATIONS

Nominal Voltage	2 volts
Nominal Capacity	
20-hr. (21.2A to 1.80 volts)	424.0 AH
10-hr. (40.0A to 1.80 volts)	400.0 AH
5-hr. (70.0A to 1.75 volts)	350.0 AH
1-hr. (245.4A to 1.60 volts)	245.4 AH
Approximate Weight	56.2 lbs. (25.5 kg)
Internal Resistance (approx.)	0.6 milliohms
Max Short-Duration Discharge Current (5 Sec.)	3200A
Shelf Life	PG 2V series batteries may be stored for up to 6 months at 25C (77F) and then a freshening charge is required. For higher temperatures the time interval will be shorter.
Operating Temperature Range	
Charge	-4°F (-20°C) to 104°F (40°C)
Discharge	5°F (-15°C) to 122°F (50°C)
Case	Flame Retardant ABS Plastic UL94:V-0

PG-2V400 FR 2V 424.0 AH @ 20-hr. 2V 400.0 AH @ 10-hr.

Rechargeable Sealed Lead Acid Battery
PG 2V – High Capacity Long Life Series

CYCLE LIFE IN RELATION TO DEPTH OF DISCHARGE



CHARGING

Cycle Applications: Apply constant voltage charge at 2.40V~2.50V at 25°C. Initial charging current should be set at less than 120 Amps. Switch to float charge to avoid overcharging.

“Float” or “Stand-By” Service: Apply constant voltage charge of 2.23V~2.27V at 25°C. Initial charging current should be set at less than 120 Amps. When held at this voltage, the battery will seek its own current level and maintain itself in a fully charged condition.

Temperature Compensation: Charging Voltage for both Cyclic and Standby applications should be regulated in relation to ambient temperature. As temperature rises charging voltage should be reduced to prevent overcharge and increased as temperature falls to avoid undercharge.

For further charging information including temperature compensation factors, see Power Sonic Technical Manual/ Power Sonic Charger specifications.

APPLICATIONS

A whole range of CYCLIC applications including but not limited to:

- Telecommunications
- UPS
- Wind
- Emergency Lighting
- Solar
- Utility

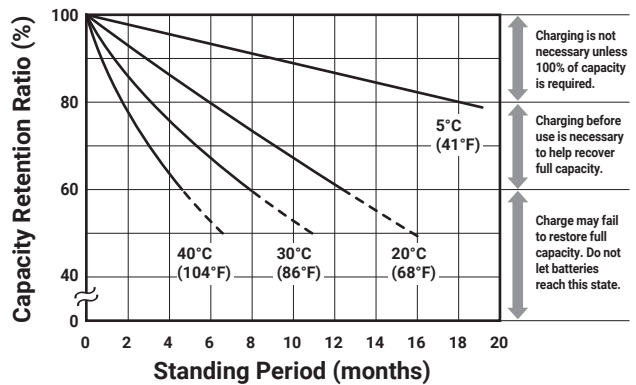
GLOBAL HEADQUARTERS (USA AND INTERNATIONAL EXCLUDING EMEA)

Power-Sonic Corporation
365 Cabela Dr Suite 300,
Reno, Nevada 89439
USA
T: +1 775 824 6500
E: customer-service@power-sonic.com

POWER-SONIC EMEA (EMEA – EUROPE, MIDDLE EAST AND AFRICA)

Smitsspol 4, 3861 RS Nijkerk,
The Netherlands
T NL: + 31 33 7410 700
T UK: + 44 1268 560 686
T FR: + 33 344 32 18 17
E: salesEMEA@power-sonic.com

GENERAL RELATION OF CAPACITY VS. STORAGE TIME



CHARGERS

Power Sonic offers a wide range of chargers suitable for batteries with a variety of capacities.

Please refer to our website for more information on our switch mode and transformer type chargers.

Please contact our technical department for advice if you have difficulty in locating a suitable charger.

FURTHER INFORMATION

Please refer to our website www.power-sonic.com for a complete range of useful downloads, such as product catalogs, material safety data sheets (MSDS), ISO certification, etc.

